



ONLINE PAYMENTS NOW AVAILABLE!

Burley High School provides parents an **easy** and **convenient** way to pay school fees. Parents may pay with VISA, Discover or MasterCard credit or debit cards for these items. Our web store accepts payments over the internet 24/7. By contracting with RevTrak, a national credit card payment processor, we provide you a secure site for making payments.

Pay the Following Fees Online

- Activity Fees
- Athletic /IHSAA Participation Fees
- Yearbook
- Art and Drama Fees
- And More

Parents can make payments online while on their home or work computer, any time of the day. It only takes a few minutes to make a payment using a VISA, Discover or MasterCard credit or debit card. The convenience of paying online is further enhanced when parents access the store and see a familiar shopping cart (just like shopping online.)

To make an online payment follow these simple steps:

1. Visit our school website at <http://www.sd151.k12.id.us/schools/BHS/>
2. Click **Online Payment** link
3. Make payment using a VISA, Discover and MasterCard debit or credit card

A payment receipt will be emailed to the address used when setting up the web store account. To view/print previous online payments or to update login information please click on My Account.

Please Visit the Burley High School Website for Future Updates!

Burley High School
#1 Bobcat Blvd
Burley ID 83318
www.example.k12.mn.us



Please see reverse side for detailed online payment instructions.

Payment Instructions for the Burley High Schools Web Store

- Visit school district website at <http://www.sd151.k12.id.us/schools/BHS/>
- Click **Online Payment** link
- Redirect to the Burley High School’s web store
- Select **payment type** and **payment item/fee**
- Enter **required information**
- Click **“Buy Now”**
- To make a payment for another fee or student, click **“Continue Shopping”** and select **additional fee type and fees**
- When all fees are in shopping cart, click **“Go to Checkout”**. If a **new customer**, select **“I am a new customer”**. Enter your email address and **“Sign In”**. If a **returning customer**, select **“I am a returning customer”**. Enter your email address and password. Select **“Sign In”**.
- Enter your **billing and payment information. Create a password** if required.
- Verify information for accuracy and select **“Complete Order”**.
- **Payment will be processed** and receipt can be viewed and printed. A receipt will be sent to the email address provided during account set up.
- **Logout**


Your Shopping Cart

Create an account with us, and make reordering a snap!

Enter your email address:

I am a new customer
 (You'll create a password later)

I am a returning customer
 and my password is

[Sign in using our secure server](#) 

Forgot your password? [Click here.](#)

Step 1: ViewCart Step 2: Order Info Step 3: Payment Step 4: Receipt

Shopping cart contents:	Price	Qty	Total
Baseball			
Note: xxxxxx			
1st participant?: 2-4 grade	\$90.00	1	\$90.00
2nd participant part 2: 2-4			
			Total: \$90.00
			Order Total: \$90.00

[RETURN TO CART](#)


BILLING INFO:

* First Name: * Last Name:

* Address 1: Address 2:


* City or Province: * State: / Country:

* Zip Code: * Telephone:

ACCOUNT INFO: 

* Email Address: * Password: [See Hints](#)

john_anderson@demo.com * Please re-enter password:

[Continue](#) 

*Required field

Web Store Links for Additional Information:

Services
[*Home](#)
[Contact Us](#)
[Frequently Asked Questions](#)
[My Account](#)
[Password Reminder](#)
[Payment Instructions](#)
[Policies](#)
[Privacy Policy](#)
[Products](#)

- Contact Us: Request additional information or ask questions about a payment
- My Account: To look up previous transactions and change address or password information
- Password Reminder: To send an email requesting a forgotten password